




TIM CAMPBELL 800-400-7500

Item # _____

Job _____

TOP TRACK™ qwikSLOT™ HIGH-DENSITY STORAGE SYSTEM



- **High-Density/Cost-Effective Storage:** Mobile units are positioned between stationary units, and only a single aisle, which can be opened between any two units as needed, is required. This efficient utilization of space addresses the storage needs of growing operations, and may eliminate the need for facility expansion.
- **Easy Assembly/Cost-Saving Installation:** Units are easily assembled using the unique Super Erecta Shelf® and Super Erecta qwikSLOT™ methods. Installation of the overhead track does not require shimming, drilling or bolting to the floor as do most "floor-mounted" systems, saving time and money.
- **Versatile:** The modular Super Erecta Shelf® and Super Erecta qwikSLOT™ systems offer shelves of various widths and lengths to fit any size room or area.
- **Sanitary:** Rollers guided by overhead track eliminate dirt and debris accumulation and other sanitation problems often associated with floor-mounted track systems. Absence of track on floor, combined with lateral movements of mobile units allows for easier cleaning of floor area within the system.
- **Safe:** Overhead track system allows for unobstructed walking area within the system, eliminating potential safety hazards often caused by floor-mounted tracks.
- **Accessible:** Unobstructed floor area within the system promoted easy aisle access for utility carts simplifying material handling tasks.
- **Fast Adjustability:** Super Erecta qwikSLOT™ shelving is one of the most flexible and adjustable shelving systems available. Incorporating the strength and attractive look of the Super Erecta design, Super Erecta qwikSLOT™ shelving is the easiest system to assemble and adjust. Designed to meet your changing needs, Top Track™ qwikSLOT™ allows you to maximize vertical storage density by allowing the addition, removal or adjustment of shelves easily, in seconds at 1" (25mm) increments.
- **Accepts All Super Erecta Accessories.**
- **Aesthetic Super Erecta Brite Finish:** The look of chrome at less cost.



TOP-TRACK™ qwikSLOT™ HIGH DENSITY STORAGE SYSTEM

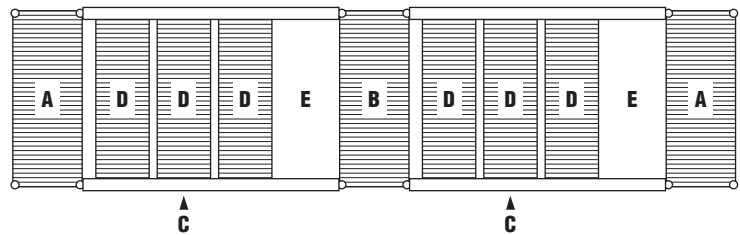
System Components

- A** = Stationary End Units
- B** = Stationary Intermediate Unit (Optional)
- C** = Track Set
- D** = Mobile Units
- E** = Open Aisle

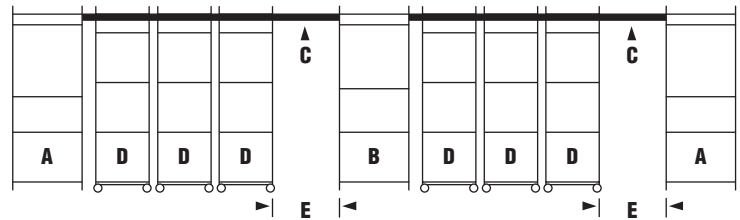
Specifications

- **Track & Joining Channel:**
Aluminum extrusion 6063-T6.
- **Roller Assembly:** 18-8 stainless steel hardware with nylon roller.
- **Casters for applications where zinc or chrome finishes are acceptable:**
5" (127mm) polyolefin wheel with offset rigid horn, ball bearings in axle, nickel-plated, pre-lubricated.

Overhead View



Front View



Dimensions

Stationary End Unit Kits

	Chrome-Plated	Shelf Width	
		(in.)	(mm)
Includes hardware necessary for connecting stationary end units to track.	TTE3C	18	455
ONE KIT IS REQUIRED PER SINGLE SYSTEM. SHELVES AND POSTS SOLD SEPARATELY.	TTE4C	21	530
	TTE5C	24	610
	TTE6C	*30	760
	TTE7C	*36	910

*qwikSLOT shelves are not available in these widths.

Stationary Intermediate Unit Kits

	Chrome-Plated	Shelf Width	
		(in.)	(mm)
Includes hardware necessary for connecting intermediate unit to track on both sides.	TTA3C	18	455
SHELVES AND POSTS SOLD SEPARATELY.	TTA4C	21	530
	TTA5C	24	610
	TTA6C	*30	760
	TTA7C	*36	910

*qwikSLOT shelves are not available in these widths.

Track Sets

	6' (1830mm)	7' (2135mm)	8' (2440mm)	9' (2745mm)	10' (3050mm)	11' (3355mm)	12' (3660mm)	13' (3965mm)
Includes necessary sections of track for assembling track runs of 6'-21' (180mm-6405mm). For track sizes within the even 1-foot increments, round up to the next foot.	TTS6N	TTS7N	TTS8N	TTS9N	TTS10N	TTS11N	TTS12N	TTS13N
	14' (4270mm)	15' (4575mm)	16' (4880mm)	17' (5185mm)	18' (5490mm)	19' (5795mm)	20' (6100mm)	21' (6405mm)
	TTS14N	TTS15N	TTS16N	TTS17N	TTS18N	TTS19N	TTS20N	TTS21N

Mobile Unit Kits

	Super Erecta Brite	Shelf Width	
		(in.)	(mm)
One kit required per mobile unit. Kit includes posts, casters/caster channels, donut bumpers, roller bearing assemblies, push handles, and aluminum split sleeves. SHELVES SOLD SEPARATELY.	TTM3AQBR	18	455
	TTM4AQBR	21	530
	TTM5AQBR	24	610

NOTES:

1. The stationary end and intermediate units **must** have a minimum of four Super Erecta shelves **or** two Super Erecta shelves and two 3-sided channel frames. Add qwikSLOT shelves as needed.
2. The Top-Track qwikSLOT system requires the use of 86" (2184mm) posts (i.e., 86PQ) on the stationary end and intermediate units. **Posts and shelves for the stationary end and intermediate units are sold separately.**
3. The mobile unit kit includes special 74" (1880mm) posts (74PQ) with casters. **Shelves for mobile units are sold separately.** Two Super Erecta shelves are required, one at top and one at bottom of mobile unit. Add qwikSLOT shelves as required.
4. Push handles must be installed on both sides of a mobile unit to maintain rigidity.
5. Recommended maximum load rating for a mobile unit is 900 lbs. (400kg). Floor should be level, smooth, and free from large cracks and raised obstacles.
6. Under normal conditions an aisle width of 30"-36" (762mm-914mm) is recommended. The storage of very large objects within the system, however, may require an aisle width larger than 36" (914mm).
7. A stationary intermediate unit is required when track length exceeds 21 feet (6401mm). A stationary intermediate unit may be used at the discretion of the user when track lengths are less than 21 feet (6401mm).
8. qwikSLOT locking clips (9985QSL) must be used on each qwikSLOT shelf. Not included with shelves.
9. To accommodate bumpers, the actual size of a mobile unit is 2 1/4" (57mm) wider than the actual width shown. For example, an 18" (455mm) wide unit is actually 20 1/4" (514.4mm).