




Item# _____

Job _____



Super Erecta Shelf® PRINTED CIRCUIT BOARD TRUCKS

- **Safe Transit:** Metro PCB Trucks safely transport and store large circuit boards — or large quantities of small boards.

- **Two Models Available:** Choose the Benchside Models (50", 1270mm high) or the Tran-Stor Models (69", 1753mm high).

Benchside: Holds boards at convenient level for seated assemblers and transports them from one work station to another.

Tran-Stor: Offers transportation/storage of boards plus bottom wire shelf which can be used for tote boxes, Metro PCB Carriers or other items.

- **Slide Panels:** A unique "diamond" pattern on the slide panels holds boards at a downward slope against a stop bar for safe handling. Panel inserts are molded from a high-density polyethylene with anti-static and static-dissipative properties. Slides are spaced one-inch apart and accept boards up to 1/8" (3mm) thick.

- **Adjustable:** Panels can be adjusted to the exact width of the circuit boards by simply sliding them along the side frames to the desired positions and then manually tightening the knobs on the holding brackets at each corner of the panel. To accommodate boards from 3" to 23³/₄" (76mm - 603mm) in depth, the vertical stop bar on the face of each panel can be placed in any of nine locations approximately three inches apart.

- **Workable From Both Sides:** The "diamond" pattern slides and the stop bar permit storing and handling smaller boards on both sides of the truck.


- **Super Erecta Shelf® Construction:** Provides fast, secure assembly of unit without special tools.



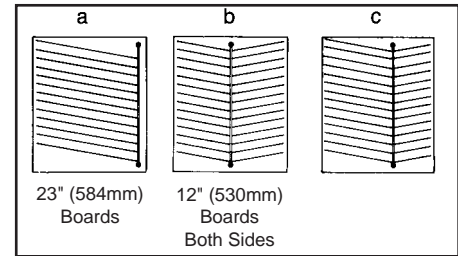
PRINTED CIRCUIT BOARD TRUCKS

SPECIFICATIONS

- **Printed Circuit Board Trucks:** Both style standard units consist of two end panels, two four-sided frames, four posts, four casters and grounding chain, with an additional wire shelf on the Tran-Stor units.
- **Panels:** End panels are aluminum with polyethylene slide insert on one side and card-holder on the other side. Slides are one-inch apart and accept boards up to 1/8" (3mm) thick. Each panel is held in place by four brackets with manually tightened knobs. Spacing between panels is infinitely adjustable throughout the length of the frames.
- **Frames:** Tubular chrome-plated steel 1" (25.4mm) square with tapered corner collars, which attach to the posts via aluminum split sleeves and retaining rings, making it possible to position the panel/frame unit at the desired working level.
- **Shelf:** Super Erecta Shelf® chrome-plated wire shelf at the bottom of the Tran-Stor units provides a place to store or transport other items.
- **Casters:** Both models are equipped with 5" (127mm) swivel casters with non-marking, resilient rubber tread. Foot-operated wheel brakes on two of the casters make it easy to "park" the unit safely.
- **Conductivity:** Stainless steel grounding chain (ASK16S) is standard on all models. Conductive casters are available on special order. If instructions are followed for care of the panels and if the chain and/or conductive casters are in contact with proper ground the entire unit will remain free of any electrostatic build-up.



"Diamond" Pattern Slides



Typical Board Set-Ups

DIMENSIONS

Benchside Models

Model No.	Width		Length		Height		Approx. Pkd. Wt.		Maximum Board Size		(a) Capacity Full-Size Boards	(b) Capacity 12" (305mm) Boards w/o Center Panel	(c) Capacity 12" (305mm) Boards With One Center Panel
	(in.)	(mm)	(in.)	(mm)	(in.)	(mm)	(lbs.)	(kg)	(in.)	(mm)			
CBT534BC	26	660	38	965	50	1270	67	30	23 ^{3/4} x30 ^{1/4}	605x770	30	64	128*
CBT554BC	26	660	50	1270	50	1270	71	32	23 ^{3/4} x42 ^{1/4}	605x1075	30	64	128**

Tran-Stor Models

CBT536BC	26	660	38	965	69	1755	79	36	23 ^{3/4} x30 ^{1/4}	605x770	30	64	128*
CBT556BC	26	660	50	1270	69	1755	86	39	23 ^{3/4} x42 ^{1/4}	605x1075	30	64	128**

*Maximum board size 12" x 14^{21/32}" (305x356mm).

** Maximum board size 12" x 20^{21/32}" (305x546mm).

Center Panel With Double Insert

(includes 2 stop bars, 4 knobs, and 4 holding brackets)

Model No.	Width		Height		Outside		Thickness		Inside		Approx. Pkd. Wt.	
	(in.)	(mm)	(in.)	(mm)	(in.)	(mm)	(in.)	(mm)	(in.)	(mm)	(lbs.)	(kg)
CBTP2	24	610	41	1040	1 ^{1/4}	32	1	25.4	12.8	5.8		

Panel Cleaning: Panels are to be cleaned with a clean, soft cloth with a solution of 3% fabric softener in water.