



Item # \_\_\_\_\_


Job \_\_\_\_\_

METROMAX Q®  
ACCESSORIES

**Product Selection Guide**

• **Shelf Dividers:** Shelf Dividers help keep shelf contents organized. Dividers clip into place and can be positioned and repositioned to create the exact storage area required. Finished with tough corrosion-resistant gray epoxy finish. 8" (203mm) high.

Length		Approx. Pkd. Wt.		Cat. No.
(in.)	(mm)	(lbs.)	(kg)	
18	457	1.70	.77	Q18DE
21	530	1.97	.89	Q21DE
24	610	2.25	1.0	Q24DE



• **Shelf Ledges:** Prevent items from falling off shelves. 5" (127mm) ledges clip onto shelves quickly. Finished with tough corrosion-resistant gray epoxy finish.

Length		Approx. Pkd. Wt.		Cat. No.
(in.)	(mm)	(lbs.)	(kg)	
18	457	1.10	.50	Q18LE
21	530	1.35	.61	Q21LE
24	610	1.60	.73	Q24LE
30	760	1.80	.82	Q30LE
36	914	2.20	1.0	Q36LE

Length		Approx. Pkd. Wt.		Cat. No.
(in.)	(mm)	(lbs.)	(kg)	
42	1066	2.50	1.1	Q42LE
48	129	2.70	1.2	Q48LE
54	1370	3.25	1.5	Q54LE
60	1524	3.60	1.6	Q60LE
72	1829	4.30	2.0	Q72LE



• **Solid Mat Overlay Kits:**

Solid polymer mat overlays contain spills. 12" (305mm) and 18" (457mm) modules lift off the shelf for easy cleaning. Kits are to be used with standard shelves.



Width/Length		Approx. Pkd. Wt.		Cat. No.	Width/Length		Approx. Pkd. Wt.		Cat. No.	Width/Length		Approx. Pkd. Wt.		Cat. No.
(in.)	(mm)	(lbs.)	(kg)		(in.)	(mm)	(lbs.)	(kg)		(in.)	(mm)	(lbs.)	(kg)	
18x24	457x610	1.50	.68	Q1824SM	21x24	530x610	1.50	.68	Q2124SM	24x24	610x610	1.50	.68	Q2424SM
18x30	457x760	1.80	.82	Q1830SM	21x30	530x760	1.80	.82	Q2130SM	24x30	610x760	1.80	.82	Q2430SM
18x36	457x914	2.20	1.0	Q1836SM	21x36	530x914	2.20	1.0	Q2136SM	24x36	610x914	2.60	1.2	Q2436SM
18x42	457x1066	2.60	1.2	Q1842SM	21x42	530x1066	2.60	1.2	Q2142SM	24x42	610x1066	2.80	1.3	Q2442SM
18x48	457x1219	3.00	1.4	Q1848SM	21x48	530x1219	3.00	1.4	Q2148SM	24x48	610x1219	3.00	1.4	Q2448SM
18x54	455x1370	3.70	1.7	Q1854SM	21x54	530x1370	3.70	1.7	Q2154SM	24x54	610x1370	3.40	1.5	Q2454SM
18x60	457x1524	4.20	1.9	Q1860SM	21x60	530x1524	4.20	1.9	Q2160SM	24x60	610x1524	3.70	1.7	Q2460SM
18x72	457x1829	4.50	2.0	Q1872SM	21x72	530x1829	4.50	2.0	Q2172SM	24x72	610x1829	4.50	2.0	Q2472SM



- **Label Holder:** Plastic holders snap onto shelf edge to accommodate 1" (25mm) adhesive label.

Fits Shelf		Actual Length		Approx. Pkd. Wt.		Cat. No.
(in.)	(mm)	(in.)	(mm)	(lbs.)	(kg)	
All		4	102	.18	.08	Q04LH
24	610	15 <sup>7</sup> / <sub>16</sub>	393	.80	.36	Q24LH
30	760	21 <sup>7</sup> / <sub>16</sub>	543	1.06	.48	Q30LH
36	914	27 <sup>7</sup> / <sub>16</sub>	697	1.30	.59	Q36LH
42	1066	33 <sup>7</sup> / <sub>16</sub>	849	1.58	.72	Q42LH
48	1219	39 <sup>7</sup> / <sub>16</sub>	1002	1.85	.84	Q48LH
54	1370	45 <sup>7</sup> / <sub>16</sub>	1153	2.11	.96	Q54LH
60	1524	51 <sup>7</sup> / <sub>16</sub>	1307	2.38	1.1	Q60LH
72	1829	63 <sup>7</sup> / <sub>16</sub>	1612	2.64	1.2	Q72LH



- **Label Holder Covers:** Clear plastic cover snaps onto label holder to hold non-adhesive label in place or to protect any label from dirt and moisture.

Fits Shelf		Actual Length		Approx. Pkd. Wt.		Cat. No.
(in.)	(mm)	(in.)	(mm)	(lbs.)	(kg)	
All		4	102	.18	.08	Q04LHC
24	610	15 <sup>7</sup> / <sub>16</sub>	393	.21	.09	Q24LHC
30	760	21 <sup>7</sup> / <sub>16</sub>	543	.43	.19	Q30LHC
36	914	27 <sup>7</sup> / <sub>16</sub>	697	.55	.25	Q36LHC
42	1066	33 <sup>7</sup> / <sub>16</sub>	849	.67	.30	Q42LHC
48	1219	39 <sup>7</sup> / <sub>16</sub>	1002	.79	.36	Q48LHC
54	1370	45 <sup>7</sup> / <sub>16</sub>	1153	.91	.41	Q54LHC
60	1524	51 <sup>7</sup> / <sub>16</sub>	1307	1.03	.47	Q60LHC



- **Color Shelf Marker**  
Attach easily to MetroMax Q shelf for content identification.

Length		Shelf Marker		Cat. No.
(in.)	(mm)	Color		
6	152	Blue		CSM6-BQ
6	152	Green		CSM6-GQ
6	152	Red		CSM6-RQ
6	152	Tan		CSM6-TQ
6	152	White		CSM6-WQ
6	152	Yellow		CSM6-YQ
6	152	Gray		CSM6-GRQ



- **3-Sided Frame:** Provides additional support or access to floor with strong 1" x 1/2" (25mm x 12.5mm) tubing. Easily adjustable by lifting the red release and moving the wedge connectors to any desired position on the MetroMax Q post.

Width/Length		Approx. Pkd. Wt.		Cat. No.
(in.)	(mm)	(lbs.)	(kg)	
18x36	457x914	5.5	2.5	Q3TF1836E
18x48	457x1219	6.3	2.9	Q3TF1848E
18x60	457x1524	7.2	3.3	Q3TF1860E
24x36	610x914	6.3	2.9	Q3TF2436E
24x48	610x1219	7.2	3.3	Q3TF2448E
24x60	610x1524	8	3.6	Q3TF2460E



- **Handle:** Provides easy maneuverability for mobile MetroMax Q units. Corrosion-resistant gray epoxy finish. Easily adjustable by lifting the red release and moving the wedge connectors to any desired position on the MetroMax Q post.

Length		Approx. Pkd. Wt.		Cat. No.
(in.)	(mm)	(lbs.)	(kg)	
18	457	1.45	.6	QEH18E
21	530	1.61	.7	QEH21E
24	610	1.7	.8	QEH24E



• **Tray Drying Rack:**

Fits shelf sizes of 24" x 48" (610mm x 1219mm) and longer, 34 holding slots.

Tough, corrosion-resistant gray epoxy finish. Can also be used on the MetroMax and Super Erecta Systems.

**Tray Drying Rack**

Upright Spacing		Slots	Approx. Pkd. Wt.		Cat. No.
(in.)	(mm)		(lbs.)	(kg)	
1 1/8	28	34	18	8.2	TR2448XE
3	76	14	13	5.9	TR2448XEA




**Stainless Steel Drop-Ins**



Width/Length/Height		Approx. Pkd. Wt.		Cat. No.
(in.)	(mm)	(lbs.)	(kg)	
24x45 5/8 x 5 1/4	610x1156x133	12	6	DR48S

Wire spacing is 3/4" (19mm).

- **Can Rack:** Front-loading, front-dispensing can rack holds eight #10 cans or twelve #5 cans. Tough, corrosion-resistant gray epoxy finish. Can also be used on the MetroMax and Super Erecta Systems. Approx. Pkd. Wt. 10.00 lbs. (4.54kg)  
**Cat. No. CR24E**




- **Post Clamp:** Adds stability by joining posts of two separate units together. Each unit is then supported by four posts and buttressed by the adjacent unit. Approx. Pkd. Wt. .55 lbs. (.25kg)  
**Cat. No. 9994X**



- **Foot Plates:** Used when units are to be bolted to the floor or, without bolts, when a broader foot is desired. Approx. Pkd. Wt. (Both Finishes) .17 lbs. (.08kg)  
**Cat. No. Zinc 9993Z**  
**Cat. No. Stainless Steel 9993S**



- **Wedge Connector (Replacements)**  
Bag of 4  
**Cat. No. Q9985**



- **Dunnage Shelf:** Strong corrosion proof dunnage shelf holds 1300 lbs. (593kg). Removable wire mat lifts off for easy cleaning. Raised surface won't snag or tear items. Light gray epoxy coated finish. (1/4" tubing) rests over 1" x 1/2" frame.

Width/Length		Approx. Pkd. Wt.		Cat. No.
(in.)	(mm)	(lbs.)	(kg)	
18x36	457x914	16.5	7.5	Q1836DRE
18x48	457x1219	21	9.5	Q1848DRE
18x60	457x1524	26	11.8	Q1860DRE
24x36	610x914	18	8.2	Q2436DRE
24x48	610x1219	23.2	10.5	Q2448DRE
24x60	610x1524	28.3	12.8	Q2460DRE






# METROMAX Q® ACCESSORIES

- **MetroMax Q Frames:** Required when using Wire Baskets, Wire Mats and Stainless Steel Drop-Ins.


Width/Length		Approx. Pkd. Wt.		Cat. No.
(in.)	(mm)	(lbs.)	(kg)	
18x24	457x610	3.6	1.6	QF1824E
18x30	457x760	4.6	2.1	QF1830E
18x36	457x914	5.5	2.5	QF1836E
18x42	457x1066	6.8	3.0	QF1842E
18x48	457x1219	7.4	3.4	QF1848E
18x54	457x1370	8.6	3.9	QF1854E
18x60	457x1524	9.3	4.2	QF1860E
18x72	457x1829	10.1	4.6	QF1872E
21x24	530x610	3.8	1.7	QF2124E
21x30	530x760	4.3	1.9	QF2130E
21x36	530x914	4.5	2.0	QF2136E
21x42	530x1066	4.7	2.1	QF2142E
21x48	530x1219	4.9	2.2	QF2148E
21x54	530x1370	5.3	2.4	QF2154E
21x60	530x1524	6.2	2.8	QF2160E
21x72	530x1829	8.9	4.0	QF2172E
24x24	610x610	5.5	2.5	QF2424E
24x30	610x760	5.9	2.7	QF2430E
24x36	610x914	6.2	2.8	QF2436E
24x42	610x1066	6.6	3.0	QF2442E
24x48	610x1219	7.0	3.2	QF2448E
24x54	610x1370	8.0	3.6	QF2454E
24x60	610x1524	8.7	3.9	QF2460E
24x72	610x1829	8.9	4.0	QF2472E



- **Wire Baskets:** A convenient way to store and transport small items in bulk. 9" (230mm) deep drop-in baskets are supported by storage level frame. Handles allow for easy removal and transport. Finished with tough corrosion-resistant gray epoxy. Can also be used with the MetroMax System.

Width/Length		Approx. Pkd. Wt.		Cat. No. Epoxy
(in.)	(mm)	(lbs.)	(kg)	
18x16	457x406	9	4.1	B1816XE
18x22	457x560	10	4.5	B1822XE
24x16	610x406	10	4.5	B2416XE
24x22	610x560	12	5.5	B2422XE

**Load Rating:** 50 lbs. (22.7 kg) per basket.






# METROMAX Q® ACCESSORIES

• **MetroMax Q Mat Kits**

Width/Length (in.) (mm)		Approx. Pkd. Wt. (lbs.) (kg)		Cat. No. Epoxy
18x24	457x610	2.8	1.3	QM1824G2
18x30	457x760	3.2	1.5	QM1830G2
18x36	457x914	3.3	1.6	QM1836G2
18x42	457x1066	3.8	1.7	QM1842G2
18x48	457x1219	4.0	1.8	QM1848G2
18x54	457x1370	4.7	2.1	QM1854G2
18x60	457x1524	4.9	2.2	QM1860G2
18x72	457x1829	5.2	2.3	QM1872G2
21x24	530x610	3.2	1.5	QM2124G2
21x30	530x760	3.6	1.6	QM2130G2
21x36	530x914	4.2	1.9	QM2136G2
21x42	530x1066	4.8	2.1	QM2142G2
21x48	530x1219	5.5	2.5	QM2148G2
21x54	530x1370	5.8	2.6	QM2154G2
21x60	530x1524	6.2	2.8	QM2160G2
21x72	530x1829	6.7	3.0	QM2172G2
24x24	610x610	3.5	1.6	QM2424G2
24x30	610x760	3.7	1.7	QM2430G2
24x36	610x914	4.0	1.8	QM2436G2
24x42	610x1066	4.1	1.9	QM2442G2
24x48	610x1219	4.7	2.1	QM2448G2
24x54	610x1370	5.2	2.3	QM2454G2
24x60	610x1524	5.6	2.5	QM2460G2
24x72	610x1829	6.3	2.8	QM2472G2



• **Tray Slides:** Slides create landing area for trays for high density, leaving greater part of shelf available for other storage. Tough, corrosion-resistant gray epoxy finish.

On Center Slide (in.) (mm)		Approx. Shelf Width (in.) (mm)		Weight/Pair (lbs.) (kg)		Cat. No.
1½	37	18	457	9¼	4.3	Q18SE
1½	37	24	610	11	5.0	Q24SE

**Load Rating:** 25 lbs. (11.3 kg) per slide level.  
50 lbs. (22.7 kg) total per system.



• **Super Slide System:** A super space saving solution. For 24" (610mm) MetroMax Q shelving. Using Metro tote boxes and this innovative slide system, you can create tote storage that can be positioned quickly without the use of tools. Finished with a tough corrosion-resistant epoxy.

Outside Slide Dimensions Height/Width/Length (in.) (mm)		Fits Shelf (in.) (mm)		Adaptable Boxes	Approx. Pkd. Wt. (lbs.) (kg)		Cat. No.
10¼x20⅝x21⅝	256x510x537	24	610	TB93000 Series	4¾	2.1	QSS2E



• **Metro Tote Boxes for Super Slide System** (shown above)

Width/Length (in.) (mm)		Depth (in.) (mm)		Approx. Pkd. Wt. (lbs.) (kg)		Cat. No. Natural Totes	Cat. No. White Totes
17½x22⅝	445x570	3	75	.44	.012	TB93030NAT	MTB93030W
17½x22⅝	445x570	5	127	.79	.022	TB93050NAT	MTB93050W
17½x22⅝	445x570	6	150	.97	.027	TB93060NAT	MTB93060W
17½x22⅝	445x570	8	203	1.32	.037	TB93080NAT	MTB93080W



# METROMAX Q<sup>®</sup> ACCESSORIES

- **Truck Dollies:** Recommended for heavy-duty mobile applications. Truck Dollies have extruded aluminum frames and wrap-around bumpers. Order **Mounting Bolt Kit, Cat. No. DMK-2X** (one per dolly frame), when ordering a new dolly frame with MetroMax Q. *Please refer to your Metro Solutions Guide for complete dolly information.*
- **MetroMax Q Stem Casters:** Use with MetroMax Q stem caster posts to create a storage and transport unit to meet your needs. Can also be used on the MetroMax System.

Type	Wheel Tread	Wheel Diameter		Face		Load Rating		Approx. Pkd. Wt.		Cat. No.
		(in.)	(mm)	(in.)	(mm)	(lbs.)	(kg)	(lbs.)	(kg)	
Stem/Swivel	Resilient	5	127	1¼	32	200	90	2¾	1.2	5MX
Stem/Brake	Resilient	5	127	1¼	32	200	90	3	1.4	5MBX
Stem/Rigid	Resilient	5	127	1¼	32	200	90	3¾	1.7	5MRX
Stem/Swivel	Polyurethane	5	127	1¼	32	300	135	2¼	1.0	5MPX
Stem/Brake	Polyurethane	5	127	1¼	32	300	135	2½	1.1	5MPBX
Stem/Rigid	Polyurethane	5	127	1¼	32	300	135	2¼	1.0	5MPRX
Stem/Swivel	Resilient Donut	5	127	1¼	32	250	110	2½	1.1	5MDXA
Stem/Brake	Resilient Donut	5	127	1¼	32	250	110	2½	1.1	5MDBXA
Stem/Rigid	Resilient Donut	5	127	1¼	32	250	110	2½	1.1	5MDRXA

Donut bumpers included.



5MPX

- **Polymer Casters:** Corrosion-resistant design.

Wheel Tread	Type	Wheel Diameter		Face		Load Rating		Approx. Pkd. Wt.		Temp. Range	Cat. No.
		(in.)	(mm)	(in.)	(mm)	(lbs.)	(kg)	(lbs.)	(kg)	(continuous)	
Polyurethane	Swivel	5	127	1¼	32	300	135	2	.9	-20°F to 120°F	5PCX
Polyurethane	Brake	5	127	1¼	32	300	135	2	.9	-20°F to 120°F	5PCBX
Polyurethane	Rigid	5	127	1¼	32	300	135	2	.9	-20°F to 120°F	5PCRX

## Specific Models with Antimicrobial Protection.

Wheel Tread	Type	Wheel Diameter		Face		Load Rating		Approx. Pkd. Wt.		Temp. Range	Cat. No.
		(in.)	(mm)	(in.)	(mm)	(lbs.)	(kg)	(lbs.)	(kg)	(continuous)	
Polyurethane	Swivel	5	127	1¼	32	300	135	2	.9	-20°F to 120°F	5PCXM
Polyurethane	Brake	5	127	1¼	32	300	135	2	.9	-20°F to 120°F	5PCBXM




5PCX

**NOTE 1:** Optional thread guards (blue) may be ordered by adding "-TG" to the desired model number (e.g. 5PC-TG, 5PCB-TG, 5PCR-TG).  
**NOTE 2:** Stem casters are shipped with donut bumpers at no extra charge.  
**NOTE 3:** Rigid casters are held in place by a connecting channel. When ordering, shelf depth must be provided.

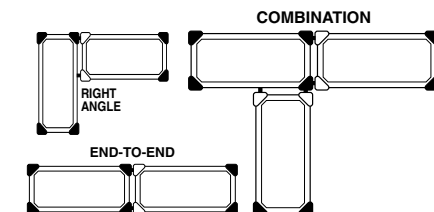
- **Posts for Stem Casters**

Height		Approx. Pkd. Wt.		Cat. No.
(in.)	(mm)	(lbs.)	(kg)	
13	370	.5	.2	Q13UPE
27	686	.8	.36	Q27UPE
33	875	1	.45	Q33UPE
54	1370	1.5	.7	Q54UPE
63	1585	2	.9	Q63UPE
74	1890	2.25	1.0	Q74UPE
86	2200	2.5	1.2	Q86UPE

**NOTE:** Special length posts are available. For more information contact your Metro representative.



- **"S" Hooks:** Add on shelving to existing units using two posts instead of four. Develop a custom storage installation by combining individual MetroMax Q units in a variety of combinations utilizing "S" hooks and/or intermediate "S" hook kits. Join units end-to-end, back-to-back, or at right angles. Kit includes one "S" hook and one corner collar plug. Two kits required per storage level. **Cat No. Q9995Z.**



■ = Post Location □ = No Post Necessary  
 ■ = "S" Hook

