


Patient Item Cart

SUPER ERECTA SHELF®


Patient Item Cart

- Solves Laundry Distribution Problems:** Specially designed cart helps nursing home personnel keep individual patients' clothing separated during transport from the laundry to individual rooms.
- Organized:** Individual section for each patient, eliminates lost or misplaced clothing. Adjustable dividers can be moved to create various-sized compartments.
- Identifiable:** Bin markers with label holders "snap-on" shelf to identify contents.
- Enhances Productivity:** Saving labor, time and avoiding lost or misplaced clothing.
- Maneuverable:** Five-inch (127mm) swivel casters, two with brakes, make the cart glide easily over all floor surfaces.
- Aesthetically Pleasing:** Clean wire construction and bright chromate finish on posts and shelves.
- Four Models Available:** Choose from models with 24" (610mm) coat hanger tube and 24" (610mm) shelves or 24" (610mm) coat hanger tube and 36" (910mm) shelves. Either combination available with stem casters (standard model) or dolly frame and plate casters (heavy-duty model).

Copyright © 1987 InterMetro Industries Corp.




Heavy-Duty Model # PIC56JC Dolly Frame and Plate Casters, and 36" (910mm) Intermediate Shelves




Standard Model # PIC55BC Stem Casters and 24" (610mm) Intermediate Shelves

TIM CAMPBELL 800-400-7500

Patient Item Cart



Heavy-Duty Model # PIC55JC Dolly Frame and Plate Casters, and 24" (610mm) Intermediate Shelves



Standard Model # PIC56BC Stem Casters and 36" (910mm) Intermediate Shelves

DIMENSIONS

Model No.	Style	Width		Length		Coat Hanger Tube Length		Intermediate Shelf Length		No. of Dividers	No. of Bin Markers	No. of Enclosure Rods
		(in.)	(mm)	(in.)	(mm)	(in.)	(mm)	(in.)	(mm)			
PIC55BC	Standard	24	610	48	1220	24	610	24	610	8	12	12
PIC56BC	Standard	24	610	60	1525	24	610	36	910	12	16	12
PIC55JC	Heavy-Duty	24	610	48	1220	24	610	24	610	8	12	12
PIC56JC	Heavy-Duty	24	610	60	1525	24	610	36	910	12	16	12

All units are 68" (1727mm) high.

ACCESSORIES

Model	Description
DD24C	8" (203mm) Divider
R61C	Rod (Include 4 fastening tabs)
9989P	Bin Markers
2424NC	24" x 24" (610 x 610mm) Chrome Shelf (Additional shelf for PIC55BC and PIC55JC)
2436NC	24" x 36" (610 x 910mm) Chrome Shelf (Additional shelf for PIC56BC and PIC56JC)

Model	Description
24x48x62UC*	Uncoated cart cover for Model #'s PIC55BC and PIC55JC
24x48x62C*	Coated cart cover for Model #'s PIC55BC and PIC55JC
24x60x62UC*	Uncoated cart cover for Model #'s PIC56BC and PIC56JC
24x60x62C*	Coated cart cover for Model #'s PIC56BC and PIC56JC

*Covers with velcro closures instead of zippers are available upon request at no extra charge. White cart cover shipped unless otherwise specified. Cart covers available in:

Uncoated Cover Colors: White, Light Blue, Navy, Yellow, Forest Green, Jade Green, Red.

Coated Cover Colors: White, Light Blue, Mint Green.

TIM CAMPBELL 800-400-7500