



TIM CAMPBELL 800-400-7500


Item # _____

Job _____

MetroFlex™ CARTS AND DRAWERS

Advanced Polymer Design

MetroFlex™ is constructed of an advanced polymer material that is solid and rugged, so it will endure tough challenges day in and day out. And because it will not rust, corrode, dent, flake, chip or peel, it will provide you with years of reliable service, and perform longer than any conventional metal cart.

- **Flexible:** Build the right cart for any use and user by mixing and matching low or high profile cart shells with 3" (76mm), 6" (152mm) and 9" (229mm) drawers and slide out shelf. Nine standard models with different drawer and shelf arrangements, are also available.
 - **Systems Oriented Approach:** The MetroFlex™ system allows you to buy into a system of cart shells, drawers and accessories (See Cat. Sheet 35.12) that can be configured and reconfigured without tools, for any application throughout the hospital.
 - **Cleans Easily:** Smooth, stain-resistant surfaces with rounded corners make cleaning easy. Solid polymers **will not** chip, peel, corrode, or fade from extensive wipe downs. Drawers remove without tools so they can be thoroughly cleaned inside and out or exchanged.
 - **Durable:** Cart shell and drawers are constructed of advanced polymers that are solid and rugged for years of durability. Cart **will not** rust, corrode, dent, flake or chip.
 - **Easy Mobility:** Lightweight polymer construction, built-in hand grips, and 5" (127mm) non-marring poly casters — two with brakes, make maneuverability easy.
 - **Appropriate Security:** Thumb-activated latch/lock system secures drawers in seconds. Hole in latch/lock accepts security seal or padlock.
- 
- **Identifiable:** Six colors of ID label strips easily identify drawers for different applications. Clear plastic strips protect labels from damage while cleaning drawers.
 - **Field Upgradable:** Drawers can be removed or added without tools, based on changes and procedure or supply packaging.
 - **Aesthetic:** Clean, contemporary appearance looks great in any professional environment.

Job _____

TIM CAMPBELL 800-400-7500



MetroFlex™ CARTS AND DRAWERS



MFL2110



MFL3200



MFL 0210



MFH4110



MFH3111



MFH0030



MFH5200



MetroFlex™ CARTS AND DRAWERS

DIMENSIONS Standard Cart

Cat. No.	Type of Shell	Drawers/Shelves	Height		Width		Depth		Approx. Pkd. Wt.	
			(in.)	(mm)	(in.)	(mm)	(in.)	(mm)	(lbs.)	(kg)
MFL2110	Low Profile	2 - 3" drawers 1 - 6" drawer	34 ¹ / ₂	876	34	863	22	559	79	36
MFL3200	Low Profile	3 - 3" drawers 2 - 6" drawers	34 ¹ / ₂	876	34	863	22	559	82	37
MFL0210	Low Profile	2 - 6" drawers 1 - 9" drawer	34 ¹ / ₂	876	34	863	22	559	76	34
MFH4110	High Profile	4 - 3" drawers 1 - 6" drawer	41	1041	34	863	22	559	89	40
MFH3111	High Profile	3 - 3" drawers 1 - shelf	41	1041	34	863	22	559	88	40
MFH0030	High Profile	3 - 9" drawers	41	1041	34	863	22	559	85	39
MFH0003	High Profile	3 - shelves	41	1041	34	863	22	559	74	34
MFH5200	High Profile	5 - 3" drawers 2 - 6" drawers	41	1041	34	863	22	559	96	44

*When ordering overbridge shelf as an accessory, an extended base ("B" Series) cart must be ordered.

Inside top working space (between handles) is 25³/₄" (654mm) wide x 17³/₄" (451mm) deep.

Basic Shell

Cat. No.	Type of Shell	Height		Width		Depth		Approx. Pkd. Wt.	
		(in.)	(mm)	(in.)	(mm)	(in.)	(mm)	(lbs.)	(kg)
MFL	Low Profile	34 ¹ / ₂	876	34	863	22	559	55	25
MFLB	Low Profile with Extended Base	34 ¹ / ₂	876	36 ¹ / ₂	927	30 ¹ / ₄	768	90	41
MFH	High Profile	41	1041	34	863	22	559	60	27
MFHB	High Profile with Extended Base	41	1041	36 ¹ / ₂	927	30 ¹ / ₄	768	95	44

Inside top working space (between handles) is 25³/₄" (654mm) wide x 17³/₄" (451mm) deep.

Drawer and Shelf


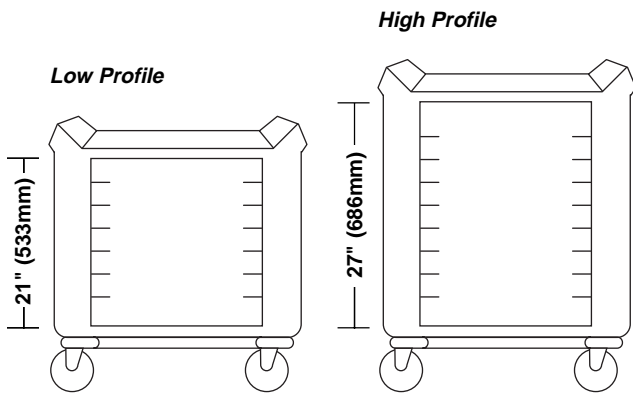
Cat. No.	Description	Height		Outside Dimensions Width		Depth		Approx. Pkd. Wt.	
		(in.)	(mm)	(in.)	(mm)	(in.)	(mm)	(lbs.)	(kg)
MF103	3" drawer	3	76	23	584	20 ³ / ₄	527	4 ³ / ₄	2
MF106	6" drawer	6	152	23	584	20 ³ / ₄	527	6 ¹ / ₄	2
MF109	9" drawer	9	229	23	584	20 ³ / ₄	527	8 ¹ / ₄	4
MF110	3" pull-out shelf	3	76	23	584	20 ³ / ₄	527	4 ³ / ₄	2

Inside drawer dimensions — 19¹/₂" (495mm) wide x 17³/₈" (444mm) deep.

If the seven models do not meet your specific needs, choose from the shells and drawers listed above to create your own MetroFlex cart. See the schematic on the back page for assistance.



MetroFlex™ CARTS AND DRAWERS



• **Build-A-Cart:** The ultimate flexibility of the MetroFlex™ system allows you to build a cart to your exact specifications, if the seven standard models don't meet your needs. The above schematic shows a low-profile cart shell with 21" (533mm) of available space, and a high-profile cart with 27" (686mm) of available space. The 3", 6", and 9" (76mm, 152mm and 229mm) high drawers, as well as the 3" (76mm) high pull-out shelf, fit into

the cart bodies in any combination. For example, one combination for the low profile cart with 21" (533mm) of available drawer/shelf space would be: two 3" (76mm) drawers, one 6" (152mm) drawer, and one 9" (229mm) drawer. The combination totals 21" (533mm).

Please note: Bottom spaces of low and high profile carts accept only 6" and 9" (152mm and 229mm) drawers.



Red

Blue

Mariner Blue



Teal



Yellow

• I.D. Label Strips for MetroFlex™ Drawers

MetroFlex™ drawer label strips identify cart application, drawer contents, and more. Select from five designer colors. Label strips come in packs of eight. Red will be shipped unless another color is specified.

Cat. No.	Color
MF-R	Red
MF-B	Blue
MF-MB	Mariner Blue
MF-T	Teal
MF-Y	Yellow